

Fee plan

One time lease period: 24 hours

One day Until midnight the same day

First 60 minutes: **165** yen

1650 yen daily

Each extra 30 minutes: **110** yen
maximum daily fee of **2200** yen

Payment method: **Credit card**

Payment method: **Credit card**

Registration procedures **A**

One time / daily (first time only)

Access the membership site. Select **New Registration**, register your information following the procedures, and enter your ID and password.

◎ **IC card or mobile used as a key (first time only)**



1. Login on the member website using your ID and password, select **Member Information** and then **Member Certificate Registration** to retrieve a pass-code. **B**
An 8-digit passcode key will be sent by email.
2. On the bicycle control panel, press **START** and then **ENTER**, and enter the pass-code.
3. Place your IC card or mobile phone on the control panel's card reader to complete the registration.

* Registration is also possible using the machine at the Port. (Sannomiya Station Port, Harborland Port)

How to rent a bicycle

◎ **IC card or mobile used as a key**

1. Press **START** on the bicycle's control panel. **C**
2. Place your IC card or mobile phone on the control panel's card reader to complete the registration.
3. The electronic lock automatically opens.

Temporary parking

1. Park the bicycle and manually lock the back wheel.
2. To unlock, press **START** on the bicycle's control panel and place your IC card or mobile phone on the card reader, or enter the initially registered passcode. **C**

Returning a bicycle **D**



1. Insert the bicycle in the rack (the control panel LED of areas where a bicycle can be returned will flash.)
2. Lock the back wheel manually.
3. Press **ENTER** on the bicycle's control panel to complete the return.
4. A retrieval confirmation email will be sent.

How to use a power-assist bicycle

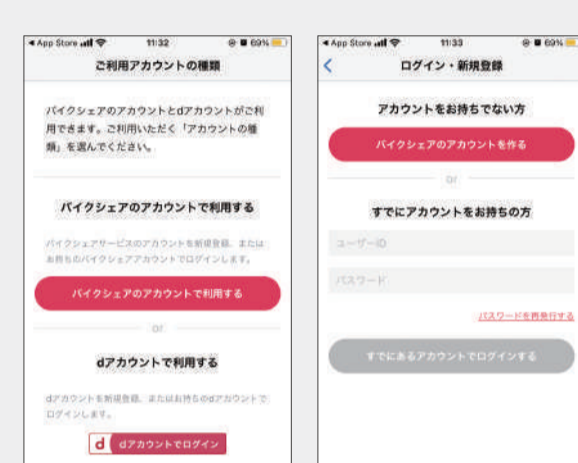
1. Press the power button and wait a few seconds without turning the pedals.
2. Be careful when you start pedaling as the power-assist function activates the moment the pedals are turned.

A

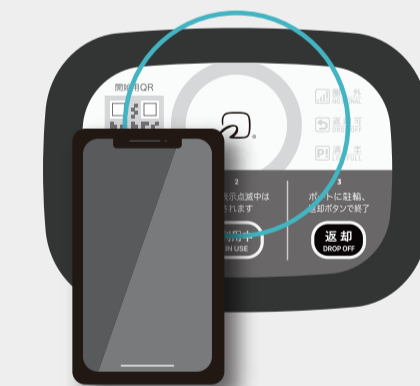
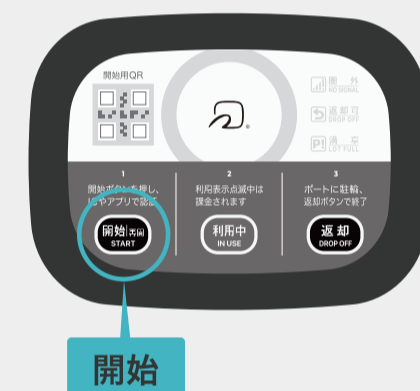
www.kobelin.jp/



B



C



D

